

INSTALLATION INSTRUCTIONS

VFG™

VERTICAL
FORE GRIP



 **UNITY**

CONTENTS



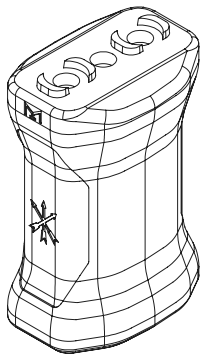
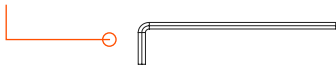
PRODUCT OVERVIEW

Weighing just over one ounce, the VFG™ is lightweight, low profile and integrates directly to M-LOK® rails. Its 360 degree sloping sides provide increased grip ability from all angles. The VFG™ excels when used as a hand stop, but can also be employed as a straight vertical grip.

One (1) VFG™




One (1) 5/32 Hex L-Key



Two (2) M-LOK® Screws

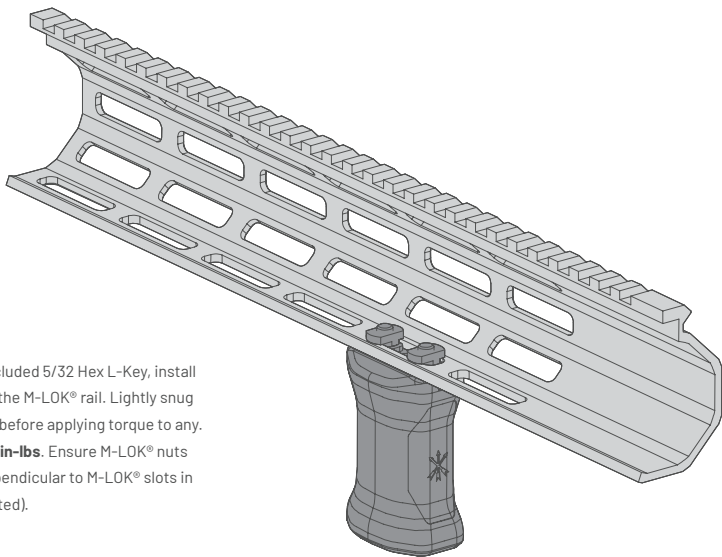


Two (2) M-LOK® Nuts





WARNING: ENSURE FIREARM IS UNLOADED



1

Using the included 5/32 Hex L-Key, install the VFG™ to the M-LOK® rail. Lightly snug both screws before applying torque to any. **Torque to 15 in-lbs.** Ensure M-LOK® nuts are fully perpendicular to M-LOK® slots in rail (fully seated).



INFO@UNITYTACTICAL.COM

©2024 UNITY Tactical. All Rights Reserved.
Specifications subject to change without notice. PAT: UTIP.CO

