



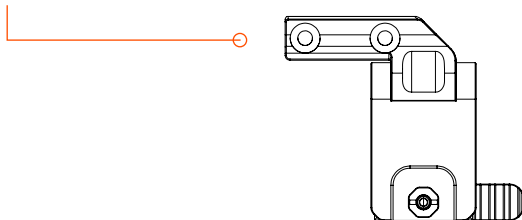
# CONTENTS



## PRODUCT OVERVIEW

The FAST™ FTC PA magnifier mount positions the Primary Arms® MicroMagnifier to a 2.26" optical centerline from the rail. It employs a simple force-to-overcome mechanism, stowing the magnifier below the optical sight plane and completely within the footprint of the weapon's receiver when not in use.

### One (1) FAST™ FTC PA



### Two (2) Magnifier Mounting Screws





## WARNING: ENSURE FIREARM IS UNLOADED

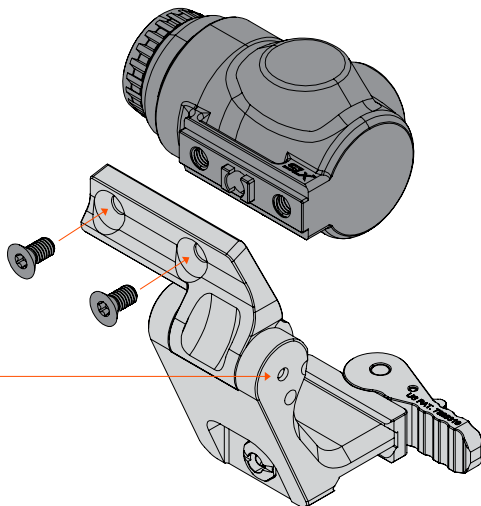


### CAUTION:

OVER-TORQUING FASTENERS CAN DAMAGE YOUR MOUNT AND/OR YOUR OPTIC AND WILL VOID YOUR WARRANTY. USING THREAD LOCKING COMPOUNDS, SUCH AS LOCTITE® OR OTHERS, IS NOT RECOMMENDED AND WILL VOID YOUR WARRANTY.

1

Up-end and seat Magnifier in FAST™ mount arm. Insert included two Magnifier Mounting Screws. Secure screws using a T20 bit driver. Lightly snug all screws before applying final torque to any. **Torque to 35 in-lbs (4 Nm).**

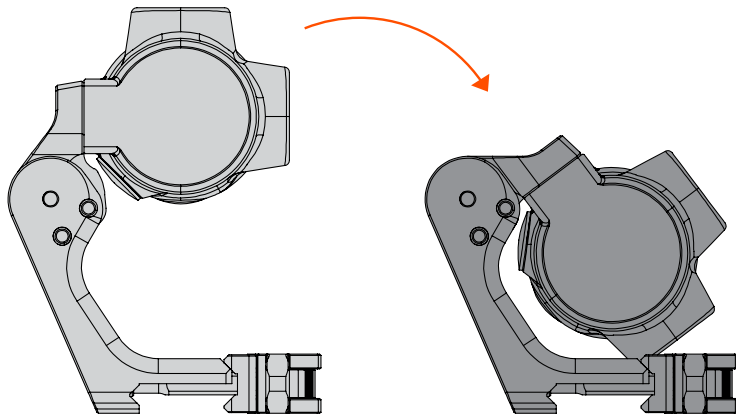


### NOTE

Do not adjust the Pivot Bolt or disassemble the mount. Doing so will void the warranty.

2

The FAST™ FTC PA mount uses a force-to-overcome mechanism. Grasp the magnifier body and pivot assembly down to the stowed position. Repeat in reverse to bring the magnifier back into the active position.



[INFO@UNITYTACTICAL.COM](mailto:INFO@UNITYTACTICAL.COM)

©2023 UNITY Tactical. All Rights Reserved.  
Specifications subject to change without notice. PAT: UTIP.CO

