

# FAST™

4X MAGNIFIER



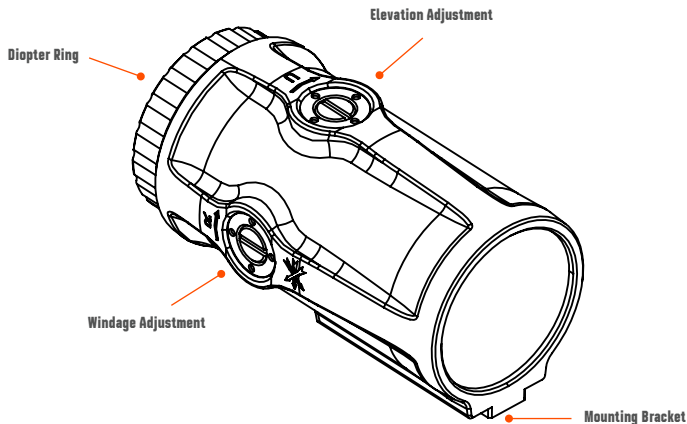
USER

INSTRUCTIONS

 **UNITY**

The FAST™ 4X Magnifier delivers clear, durable sighting designed for rapid transitions and confident shot placement. Its fixed 4X magnification and generous field of view make it easy to pick up targets at distance. When paired with a red dot at matching height, the FAST™ 4X Magnifier uses the dot itself as the aiming reticle—allowing shooters to shift instantly between unmagnified and magnified views without re-zeroing. Rugged and purpose-built, it enhances precision without slowing you down.

One (1) Fully Assembled FAST™ 4X Magnifier



**OPTICAL SYSTEM****MAGNIFICATION**

4X

**FIELD OF VIEW AT 100 YARDS**

30.1 FT (9.2 M)

**FIELD OF VIEW**

5.75"

**EXIT PUPIL DIAMETER**

MM: 5.5

**EYE RELIEF**

2.6 IN (67 MM)

**PHYSICAL SPECIFICATIONS****MATERIAL**

7075-T6 ALUMINUM

**COATING**

TYPE III HARDCOAT ANODIZED

**WEIGHT**

OZ: &lt;8.5 / G: &lt;241.0

**DIMENSIONS (W X L X H)**

IN: &lt;1.7 X 3.4 X 1.9

CM: &lt;4.3 X 8.6 X 4.8

**MECHANICAL INTERFACE**

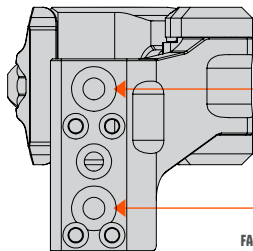
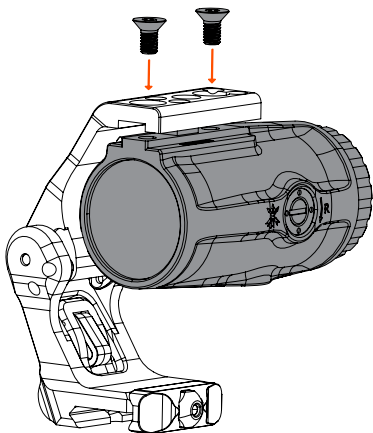
The FAST™ 4X Magnifier is compatible with the FAST™ FTC OMNI and other mounts with a similar footprint.

**WARNING:****ENSURE FIREARM IS UNLOADED****CAUTION:**

Over-torquing fasteners can damage your mount and/or your optic and will void your warranty. Using thread locking compounds, such as Loctite® or others, is not recommended and will void your warranty.

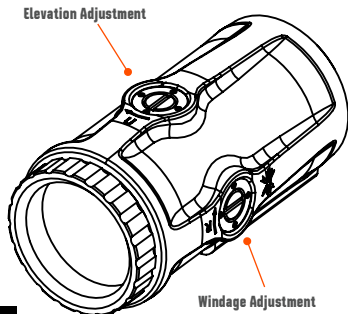
## ATTACHING TO THE FAST™ FTC OMNI

Up-end and seat the FAST™ 4X Magnifier in the FAST™ FTC OMNI arm. Insert the two 10-32 x 3/8" Magnifier Mounting Screws that came included with your FAST™ FTC OMNI into the FAST™ 4X Magnifier. Lightly snug all screws before applying final torque to any. **Torque all mounting screws to 20 in-lbs [2.26 Nm].**

**FAST™ 4X  
Magnifier**

## CENTERING

The FAST™ 4X Magnifier has two adjustment screws that allow the user to center the dot of the red dot sight when viewed through the FAST™ 4X Magnifier. The side screw allows you to adjust Windage and the top screw allows you to adjust Elevation.

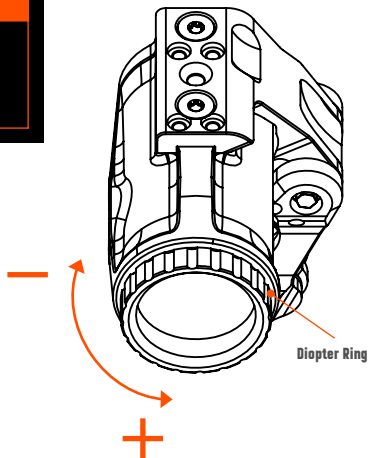


### CAUTION:

Do not continue to adjust the windage and elevation screws if you encounter resistance.

## DIOPTRER SETTING

Adjust the diopter setting by rotating the diopter ring as shown.



## EXTREME CONDITIONS

Use in extreme heat or cold, salt air, sea spray, water, mud and snow, dust and sand storms or high altitudes does not require any special procedures.

## STORAGE

The FAST™ 4X Magnifier meets mil-spec standards and can be used in extreme conditions. Ideally, do not store the FAST™ 4X Magnifier in extreme heat or cold long-term. Store in the stowed position for better protection.

## MAINTENANCE

Brush away all dirt, sand and debris with a soft bristle brush. Wipe the housing with a damp cloth to clean. Use the provided lens cloth to clean the glass.



### CAUTION:

Never clean the lenses with your fingers. Use a lens cloth/paper. If no lens cloth/paper is available, simply blow away the dirt or fog up the lenses and dry them with a clean, soft piece of cloth.

